

Installation, Operation and Maintenance Instructions



PNEUMATIC VIBRATOR TYPE 2614

ERIEZ MAGNETICS HEADQUARTERS: 2200 ASBURY ROAD, P.O. BOX 10608, ERIE, PA 16514-0608 U.S.A.
WORLD AUTHORITY IN ADVANCED TECHNOLOGY FOR MAGNETIC, VIBRATORY and INSPECTION APPLICATIONS

Table of Contents

Installation	2
Outline Drawing	3

Installation

1. Remove the plastic bung from the body and screw in the tailpiece provided or any other preferred air inlet nozzle able to accept a 9mm bore flexible hose.

2. Air supply must be clean and lubricated. Pass through an oil filter-lubricator-regulator.

Minimum air pressure 0.5 kg/cm² (7 p.s.i.)

Maximum air pressure 1.4 kg/cm² (20 p.s.i.)

Maximum consumption 50 litres/min.

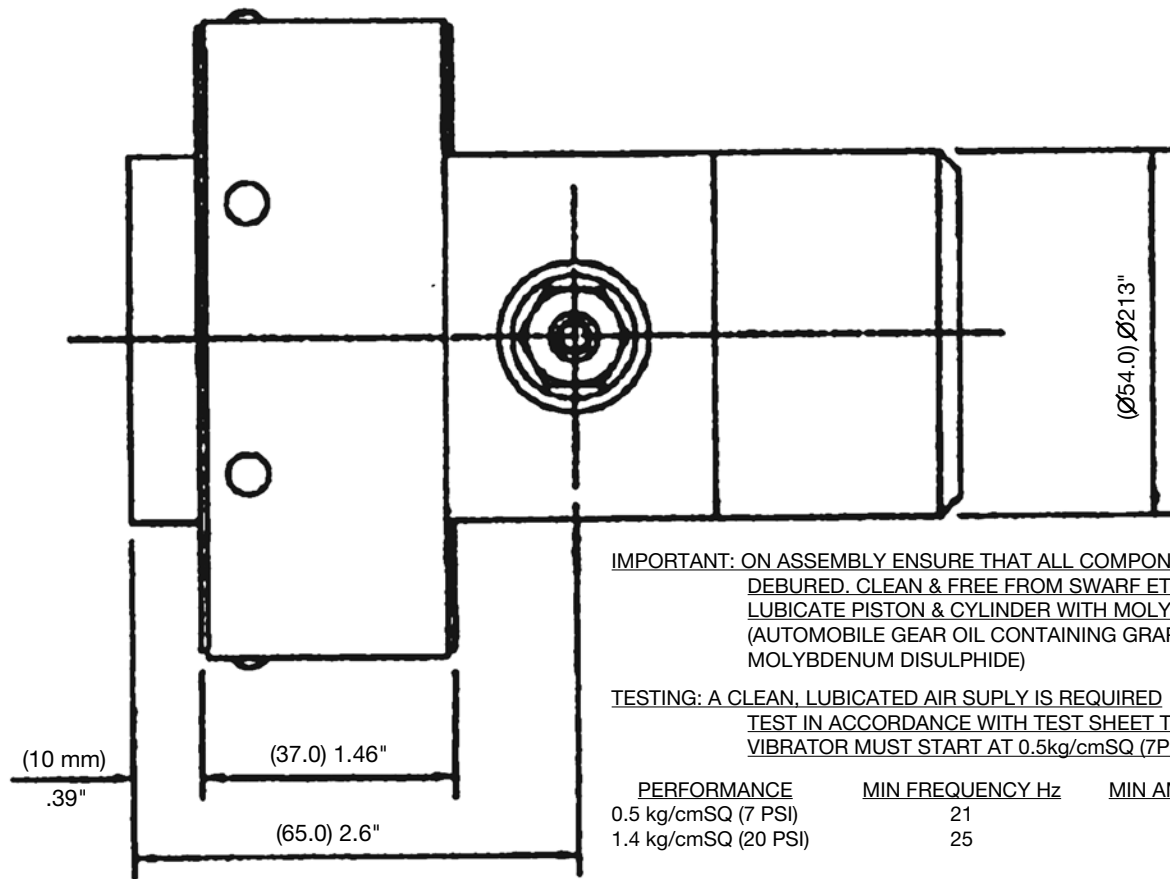
3. Sudden application of a low pressure supply will promote self starting. When air is gradually applied, a mechanical shock is necessary for starting.

4. Ensure the vibrator is firmly bolted to the equipment it is to vibrate. Use two 6mm bolts, nuts and locking washers. Periodically check that all bolts and connections are tight.

5. The plastic foam gradually becomes impregnated with oil. Renew the foam occasionally.

6. If dismantled for servicing, remember to replace the springs correctly when reassembling.

Use Molvslip G or equivalent in filter/regulator to lubricate piston. (A suspension of graphite and molybdenum disulphide in light gear oil).

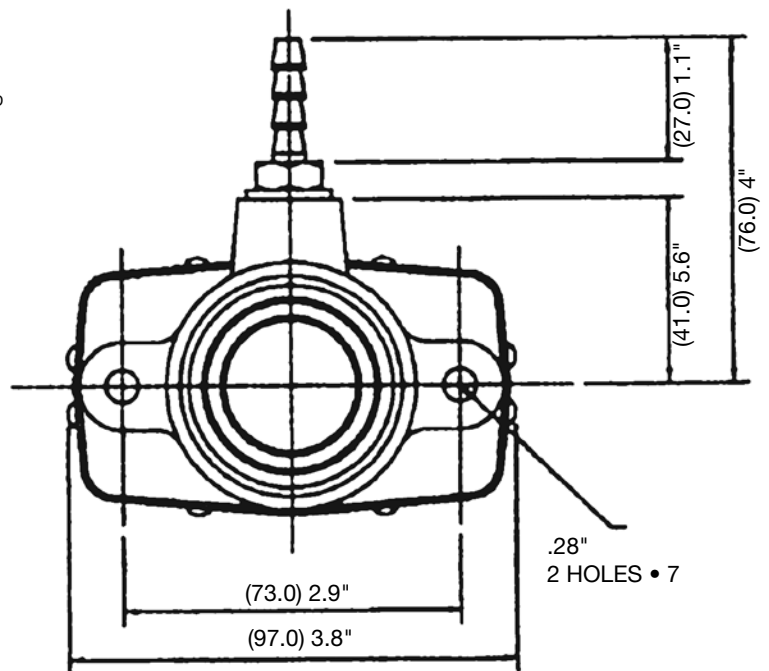
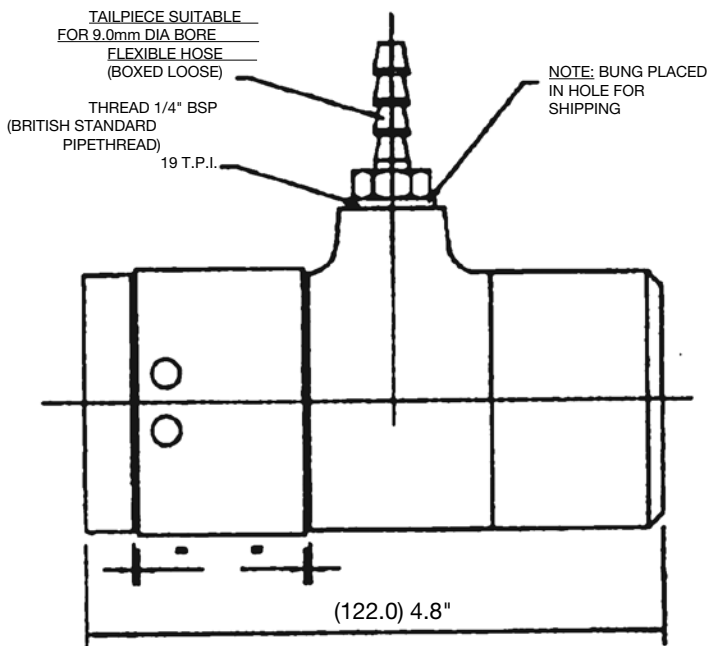


IMPORTANT: ON ASSEMBLY ENSURE THAT ALL COMPONENTS ARE DEBURRED, CLEAN & FREE FROM SWARF ETC. LUBRICATE PISTON & CYLINDER WITH MOLYSLIP "G" (AUTOMOBILE GEAR OIL CONTAINING GRAPHITE MOLYBDENUM DISULPHIDE)

TESTING: A CLEAN, LUBRICATED AIR SUPPLY IS REQUIRED TEST IN ACCORDANCE WITH TEST SHEET TS3 VIBRATOR MUST START AT 0.5kg/cmSQ (7PSI)

PERFORMANCE	MIN FREQUENCY Hz	MIN AMPLITUDE mm
0.5 kg/cmSQ (7 PSI)	21	0.8
1.4 kg/cmSQ (20 PSI)	25	2.0

NOISE LEVEL AT 1 METRE FROM VIBRATOR
60db (A) AT 0.5 kg/cmSQ (7PSI)
70db (A) AT 1.4 kg/cmSQ (20PSI)



NETTWEIGHT - 1.98KG (4.5 lb)
BOXED WEIGHT - 2.234KG (5 lb)



NOTE: Some safety warning labels or guarding may have been removed before photographing equipment.
Eriez, Eriez Magnetics and E-Z Tec are registered trademarks of Eriez Manufacturing Co., Erie, PA
© 2009 ERIEZ MAGNETICS • ALL RIGHTS RESERVED

Web Site: <http://www.eriez.com>

e-mail: eriez@eriez.com



Telephone 814/835-6000 • 800/345-4946 • Fax 814/838-4960 • International Fax 814/833-3348

HEADQUARTERS: 2200 ASBURY ROAD, P.O. BOX 10608, ERIE, PA 16514-0608 U.S.A.

MANUFACTURING FACILITIES IN: AUSTRALIA • BRAZIL • CHINA • INDIA • JAPAN • MEXICO • SOUTH AFRICA • UNITED KINGDOM • UNITED STATES

World Authority in Advanced Technology for Magnetic, Vibratory and Inspection Applications

409-5C-SBC-ARN

ERIEZ MANUFACTURING CO.

PRINTED IN USA